















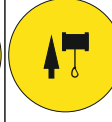
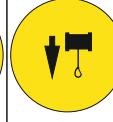











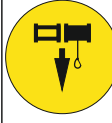

















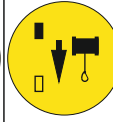





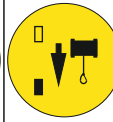



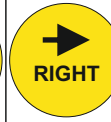

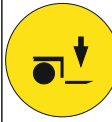
CTRL+F to search text within the document





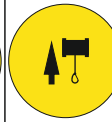
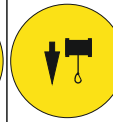



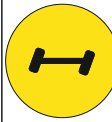


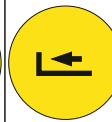
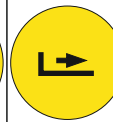
 1L	 1R	MAG 2L	MAG 2R	RPM + 3L	RPM - 3R	FL 4L	FR 4R	 5L	 5R	 6L	 6R
 7L	 7R	DEMAG 8L	DEMAG 8R	MOTOR STOP		RL 9L	RR 9R	 10L	 10R	 11L	 11R


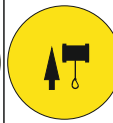

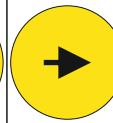










 7L	 7R	 8L	FAST  8R	 9L	 9R	IN 10L	OUT 10R	 11L	 11R	 12L	 12R
RPM RPM RPM	AUX	 13L	FAST  13R	 14L	 14R	WINCH	DECK	 15L	 15R	 16L	 16R

Standard
4F unit
inserts

 13L	 13R	THROTTLE ON 14L	THROTTLE OFF 14R	V 15L	I 15R	IN 16L	OUT 16R		LOCK UNLOCK 17L	 18L	 18R	
 19L	 19R	AIR	GEN	 20L	 20R	FAST	 21L	 21R	 22L	 22R	 23L	 23R

UP FRONT 19L	UP REAR 19R	 20L	 20R	ON 21L	OFF 21R	 22L	 22R	ENGINE START	ENGINE STOP	 24L	 24R
DOWN FRONT	DOWN REAR	 25L	 25R	UP	DOWN	 26L	 26R	 27L	 27R	 28L	 28R

 25L	 25R	BOOM  26L	BOOM  26R	 27L	 27R	CONV 28L	AUX 28R	 29L	 29R	 30L	 30R
DE-TORQUE	TORQUE	BOOM  31L	BOOM  31R	 32L	 32R					LOCK OFF/ON	AUX

STOP	GO	 32L	 32R	 33L	 33R	 34L	 34R	WATER ON	WATER OFF	 36L	 36R
		F/ WHEEL		AUX 1	AUX 2	 35L	 35R			 37L	 37R

AXLES LEFT 37L	AXLES RIGHT 37R	EXTEND 38R	RETRACT 38L	CONVEYOR 39L	AUTO 39R	FRONT DOWN HATBOX 40L	FRONT UP HATBOX 40R	41L	41R	RPM + 42L	RPM - 42R
		TORQUE	PUMP	ZERO	AUX	FRONT L LEVEL	FRONT R LEVEL	SAFETY			





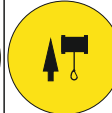
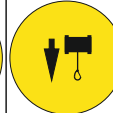
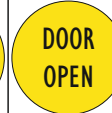

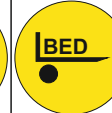

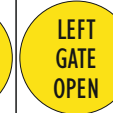
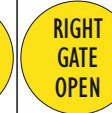
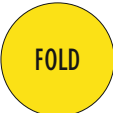

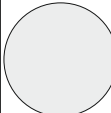
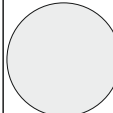
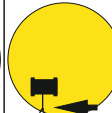
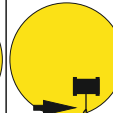
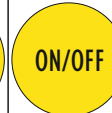

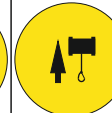
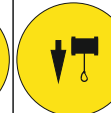
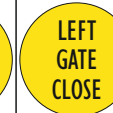
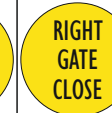
BED 43L	BED 43R	44L		45L	45R	AIR IN 46L	AIR DUMP 46R	47L	FAST 47R	IN 48L	OUT 48R
									AUX	F/S	12/24




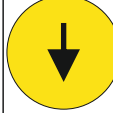
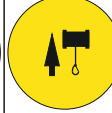
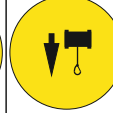
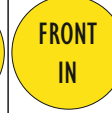
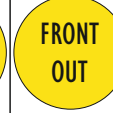
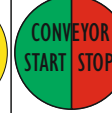
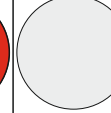

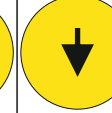



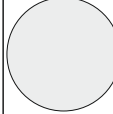
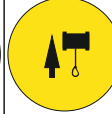
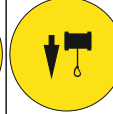
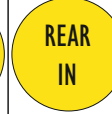
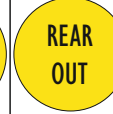
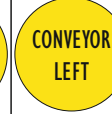
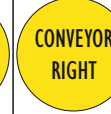
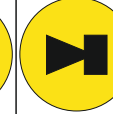
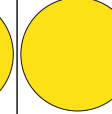
DEBRIS EMPTY 49L				FORWARD 51L	REVERSE 51R	WINCH IN 52L	WINCH OUT 52R	53L	53R	REAR HATBOX UP 54L	REAR HATBOX DOWN 54R
						TAIL EXTEND DOWN	TAIL EXTEND UP			STEER LEFT	STEER RIGHT





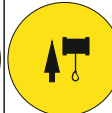
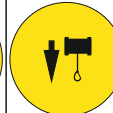
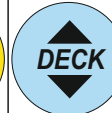
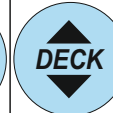
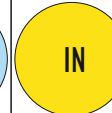
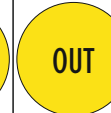





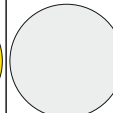
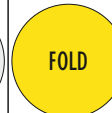
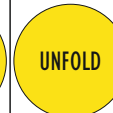


DECK WINCH IN 55L	DECK WINCH OUT 55R	DECK WINCH IN 56L	DECK WINCH OUT 56R	SP WINCH IN 57L	SP WINCH OUT 57R	58L	58R	59L	59R	60L	60R
SP WINCH IN	SP WINCH OUT									START ENGINE STOP	CLUTCH ON/OFF





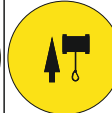
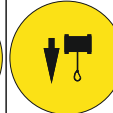
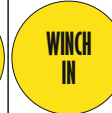
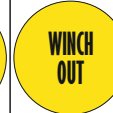
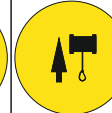
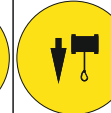

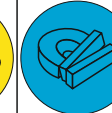







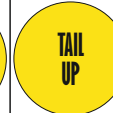

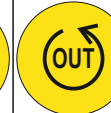
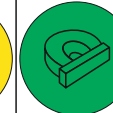
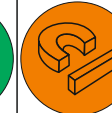
61L	61R	WINCH IN 62L	WINCH OUT 62R	DECK 63L	DECK 63R	64L	64R	ONE SPEED 65L	65R	DOOR OPEN 66L	DOOR CLOSE 66R
STOP	CLUTCH ON/OFF							TWO SPEED		CONV START	CONV STOP




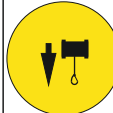

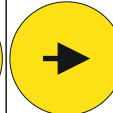
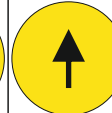
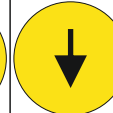





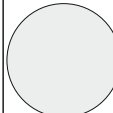


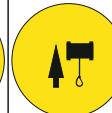
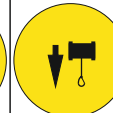

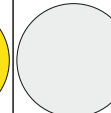


FRONT LEFT AXLES 67L	FRONT RIGHT AXLES 67R	68L	68R	AXELS RETRACT 69L	AXELS EXTEND 69R	HOIST UP 70L	HOIST DOWN 70R	FRONT GATE OPEN 71L	FRONT GATE CLOSE 71R	WRAP START 72L	WRAP STOP 72R
REAR LEFT AXLES	REAR RIGHT AXLES	BRAKES		STEER LEFT	STEER RIGHT	JIB UP	JIB DOWN	REAR BAR OPEN	REAR BAR CLOSE	STEER LEFT	STEER RIGHT






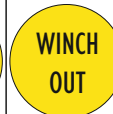
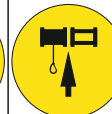
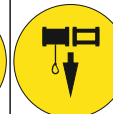
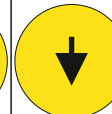









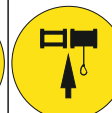
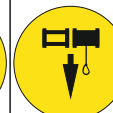




 73L	 73R	 74L	 74R	 75L	 75R	 76L	 76R	 77L	 77R	 78L	 78R
											

 79L	 79R	 80L	 80R	 81L	 81R	 82L	 82R	 83L	 83R	 84L	 84R
											

 85L	 85R	 86L	 86R	 87L	 87R	 88L	 88R	 89L	 89R	 90L	 90R
											

 91L	 91R	 92L	 92R	 93L	 93R	 94L	 94R	 95L	 95R	 96L	 96R
											

 97L	 97R	 98L	 98R	 99L	 99R	 100L	 100R	 101L	 101R	 102L	 102R
											

 103L	 103R	 104L	 104R	 105L	 105R	 106L	 106R	 107L	 107R	 108L	 108R
											

PUMP ON/OFF 109L	RAISE 109R	RH 110L	RH 110R	OUT 111L	IN 111R	 112L	 112R	UNITS 1 & 2 113L	UNITS 1 & 2 113R	UNITS 1 & 2 114L	UNITS 1 & 2 114R
LOWER	AUX	LH 115L	LH 115R	F/S	12/24	BED	BED	UNITS 5 & 6	UNITS 5 & 6	UNITS 5 & 6	UNITS 5 & 6





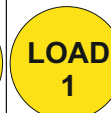
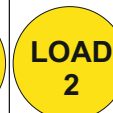
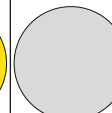
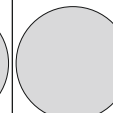
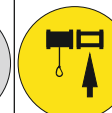
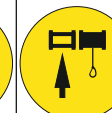
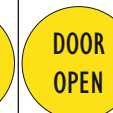





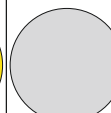
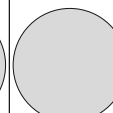
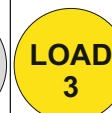
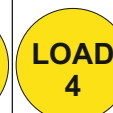
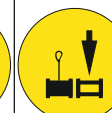



 115L	 115R	 116L	 116R	WINCH IN 117L	WINCH OUT 117R	GEN START 118L	GEN STOP 118R	WATER 119L	VACUUM 119R	OPEN 120L	CLOSE 120R
DECK	DECK	RAMP	RAMP	BODY ON	BODY OFF	RPM RPM RPM	RPM RPM RPM	 121L	 121R		






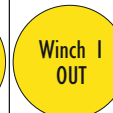
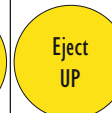
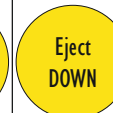



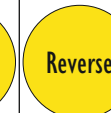


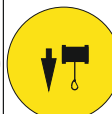

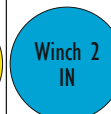
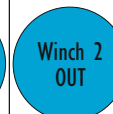

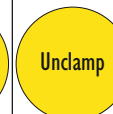



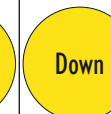
 121L	 121R	 122L	 122R	PLATFORM DOWN 123L	PLATFORM UP 123R	TILT 124L	TILT 124R	Hatbox DOWN 125L	Hatbox UP 125R	 126L	 126R
 127L	 127R	 128L	 128R	WINCH IN 129L	WINCH OUT 129R					 130L	 130R







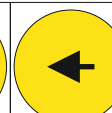












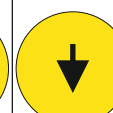
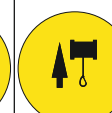
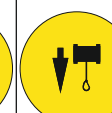


 127L	 127R	 128L	 128R	 129L	 129R	1 130L	2 130R	1 131L	2 131R	FEED 132L	DUMP 132R
ROOD	ROOD	DECK	DECK	 133L	 133R	3 134L	STOP 134R	3 135L	STOP 135R		





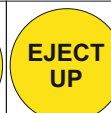
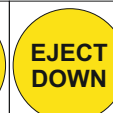



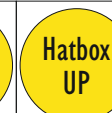
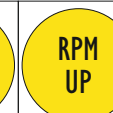
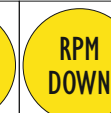


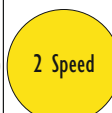
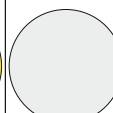
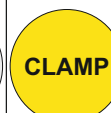





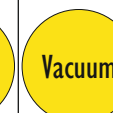

PUMP 133L	AUX 133R	BODY ON 134L	BODY OFF 134R	MAJAKAT 135L	VILKKU TAKA 135R	Winch 1 IN 136L	Winch 1 OUT 136R	Winch 1 137L	Winch 1 137R	WINCH IN 138L	WINCH OUT 138R
		WINCH IN	WINCH OUT	TAULU	TYÖVALO	Winch 2 IN	Winch 2 OUT	Winch 2 139L	Winch 2 139R		




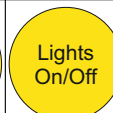
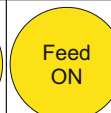
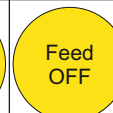


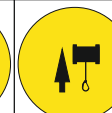
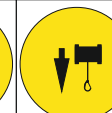






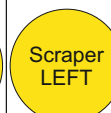
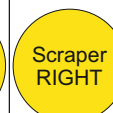
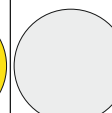
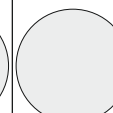
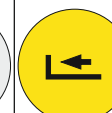
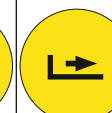
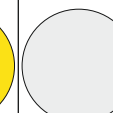
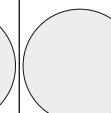
PLAT UP 139L	PLAT DOWN 139R	FRONT 140L	FRONT 140R	CHARGE CONV START 141L	INCREASE SPEED 141R	! 142L	START 142R	CLAMP 143L	RELEASE 143R	 144L	 144R
WINCH IN	WINCH OUT	REAR 145L	REAR 145R	CHARGE CONV STOP	DECREASE SPEED	BRAKE	CABLE IN	CLAMP	RELEASE	 146L	 146R




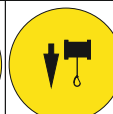
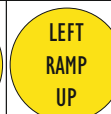
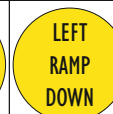










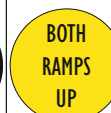
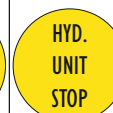

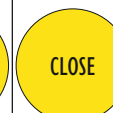




 145L	 145R	 146L	 146R	 147L	 147R	 148L	 148R	 149L	 149R	 150L	 150R
 145L	 145R	 146L	 146R	 147L	 147R	 148L	 148R	 149L	 149R	 150L	 150R

 151L	 151R	 152L	 152R	 153L	 153R	 154L	 154R	 155L	 155R	 156L	 156R
 151L	 151R	 152L	 152R	 153L	 153R	 154L	 154R	 155L	 155R	 156L	 156R

 157L	 157R	 158L	 158R	 159L	 159R	 160L	 160R	 4F-161L	 4F-161R	 4F-162L	 4F-162R
 157L	 157R	 158L	 158R	 159L	 159R	 160L	 160R	 4F-161L	 4F-161R	 4F-162L	 4F-162R

 2F-163L	 2F-163R	 4F-164L	 4F-164R	 4F-165L	 4F-165R	 4F-166L	 4F-166R	 4F-167L	 4F-167R	 4F-168L	 4F-168R
 2F-163L	 2F-163R	 4F-164L	 4F-164R	 4F-165L	 4F-165R	 4F-166L	 4F-166R	 4F-167L	 4F-167R	 4F-168L	 4F-168R

 4F-169L	 4F-169R	 4F-170L	 4F-170R	 4F-171L	 4F-171R	 2F-172L	 2F-172R	 4F-173L	 4F-173R	 2F-174L	 2F-174R
 4F-169L	 4F-169R	 4F-170L	 4F-170R	 4F-171L	 4F-171R	 2F-172L	 2F-172R	 4F-173L	 4F-173R	 2F-174L	 2F-174R

 2F-175L	 2F-175R	 4F-176L	 4F-176R	 4F-177L	 4F-177R	 4F-178L	 4F-178R	 4F-179L	 4F-179R	 4F-180L	 4F-180R
 2F-175L	 2F-175R	 4F-176L	 4F-176R	 4F-177L	 4F-177R	 4F-178L	 4F-178R	 4F-179L	 4F-179R	 4F-180L	 4F-180R

